















# IEEE Member Survey

1. What is your IEEE membership grade?			
		Response Percent	Response Count
Society Affiliate		4.0%	2
Student Member		6.0%	3
Graduate Student Member		10.0%	5
Associate Member		6.0%	3
Life Associate Member		0.0%	0
<b>Member</b>		<b>38.0%</b>	<b>19</b>
Life Member		4.0%	2
Senior Member		22.0%	11
Life Senior Member		10.0%	5
Fellow		0.0%	0
Life Fellow		0.0%	0
		<i>answered question</i>	<b>50</b>
		<i>skipped question</i>	<b>3</b>


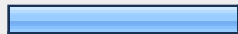




2. Please state your gender			
		Response Percent	Response Count
<b>Male</b>		<b>89.1%</b>	<b>41</b>
Female		10.9%	5
		<i>answered question</i>	<b>46</b>
		<i>skipped question</i>	<b>7</b>



### 3. To which IEEE societies and Affinity groups do you belong?




		Response Percent	Response Count
Aerospace & Electronic Systems		0.0%	0
Circuits & Devices		7.3%	3
Communications		31.7%	13
<b>Computer</b>		<b>43.9%</b>	<b>18</b>
Dielectrics & Electrical Insulation		4.9%	2
Electromagnetics & Radiation		2.4%	1
Engineering & Human Environment		2.4%	1
Engineering in Medicine		0.0%	0
Industry Applications		12.2%	5
Instrumentation & Measurement		0.0%	0
Power Engineering		24.4%	10
Signal Processing		2.4%	1
Signals & Computational Intelligence		4.9%	2
Solid State Circuits		4.9%	2
GOLD		4.9%	2
Life Members		14.6%	6
Women in Engineering		4.9%	2
		<b><i>answered question</i></b>	<b>41</b>
		<b><i>skipped question</i></b>	<b>12</b>




4. How long have you been an IEEE member?			
		Response Percent	Response Count
Less than 1 year		8.7%	4
2 - 5		21.7%	10
5 - 10		15.2%	7
10 - 15		13.0%	6
Greater than 15 years		41.3%	19
		<i>answered question</i>	<b>46</b>
		<i>skipped question</i>	<b>7</b>





5. How many IEEE events did you attend in the past year?			
		Response Percent	Response Count
none		34.8%	16
1		23.9%	11
2		23.9%	11
3		4.3%	2
4		0.0%	0
5		2.2%	1
More than 5		10.9%	5
		<i>answered question</i>	<b>46</b>
		<i>skipped question</i>	<b>7</b>





6. In the past, how many events were of interest to you?			Response Percent	Response Count
1			16.2%	6
2			35.1%	13
3			16.2%	6
4			8.1%	3
5			5.4%	2
More than 5			18.9%	7
			<i>answered question</i>	<b>37</b>
			<i>skipped question</i>	<b>16</b>





7. Will you be willing to pay a nominal administrative fee of \$5 for refreshments to attend these small workshops and lectures?			Response Percent	Response Count
Yes			75.0%	33
No			25.0%	11
			<i>answered question</i>	<b>44</b>
			<i>skipped question</i>	<b>9</b>





8. Do you prefer attending large events such as conferences or prefer attending the free small workshops,lectures and Professional Networking events?			
		Response Percent	Response Count
conferences		26.7%	12
<b>free small workshops and lectures</b>		<b>60.0%</b>	<b>27</b>
Professional Networking events		13.3%	6
		<i>answered question</i>	<b>45</b>
		<i>skipped question</i>	<b>8</b>





9. How valuable are Technical meetings to you?			
		Response Percent	Response Count
Very Valuable		13.5%	5
<b>Some Value</b>		<b>75.7%</b>	<b>28</b>
Little Value		10.8%	4
No Value		0.0%	0
		<i>answered question</i>	<b>37</b>
		<i>skipped question</i>	<b>16</b>




10. How Valuable are Tutorials?			
		Response Percent	Response Count
Very Valuable		13.5%	5
<b>Some Value</b>		<b>62.2%</b>	<b>23</b>
Little Value		18.9%	7
No Value		5.4%	2
		<i>answered question</i>	<b>37</b>
		<i>skipped question</i>	<b>16</b>





11. How valuable are Workshops/Seminars to you ?			
		Response Percent	Response Count
Very Valuable		21.6%	8
<b>Some Value</b>		<b>64.9%</b>	<b>24</b>
Little Value		10.8%	4
No Value		2.7%	1
		<i>answered question</i>	<b>37</b>
		<i>skipped question</i>	<b>16</b>



12. How Valuable are career issue Topics?			
		Response Percent	Response Count
Very Valuable		24.3%	9
<b>Some Value</b>		<b>54.1%</b>	<b>20</b>
Little Value		8.1%	3
No Value		13.5%	5
		<i>answered question</i>	<b>37</b>
		<i>skipped question</i>	<b>16</b>



13. How valuable are Professional Issue Topics?			
		Response Percent	Response Count
Very Valuable		18.9%	7
<b>Some Value</b>		<b>64.9%</b>	<b>24</b>
Little Value		10.8%	4
No Value		5.4%	2
		<i>answered question</i>	<b>37</b>
		<i>skipped question</i>	<b>16</b>

14. How valuable are Industrial Tours & Manufacturer Exhibits?			
		Response Percent	Response Count
Very Valuable		34.3%	12
<b>Some Value</b>		<b>37.1%</b>	<b>13</b>
Little Value		25.7%	9
No Value		2.9%	1
		<b><i>answered question</i></b>	<b>35</b>
		<b><i>skipped question</i></b>	<b>18</b>

15. How Valuable are Panel Discussions?			
		Response Percent	Response Count
Very Valuable		11.4%	4
<b>Some Value</b>		<b>60.0%</b>	<b>21</b>
Little Value		28.6%	10
No Value		0.0%	0
		<b><i>answered question</i></b>	<b>35</b>
		<b><i>skipped question</i></b>	<b>18</b>

16. How important are Social Networking Events?			
		Response Percent	Response Count
Very Valuable		28.6%	10
<b>Some Value</b>		<b>48.6%</b>	<b>17</b>
Little Value		11.4%	4
No Value		11.4%	4
		<i>answered question</i>	<b>35</b>
		<i>skipped question</i>	<b>18</b>





17. Did you attend any IEEE webinar?			
		Response Percent	Response Count
Yes		25.6%	11
<b>No</b>		<b>74.4%</b>	<b>32</b>
		<i>answered question</i>	<b>43</b>
		<i>skipped question</i>	<b>10</b>



18. How likely are you to attend future webinars?			
		Response Percent	Response Count
From the Office		28.9%	11
<b>From Home</b>		<b>71.1%</b>	<b>27</b>
		<i>answered question</i>	<b>38</b>
		<i>skipped question</i>	<b>15</b>



19. Please, indicate the day(s) of the week and the time(s) when you are available and most likely to attend IEEE webinars (check all applicable days & times)


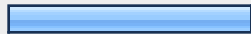
	1:00 pm	2:00 pm	3:00 pm	4:00 pm	5:00 pm	6:00 pm	7:00 pm	8:00 pm	9:00 pm	Response Count
Monday	33.3% (10)	26.7% (8)	23.3% (7)	20.0% (6)	13.3% (4)	33.3% (10)	40.0% (12)	<b>43.3%</b> <b>(13)</b>	40.0% (12)	
Tuesday	33.3% (10)	30.0% (9)	30.0% (9)	16.7% (5)	10.0% (3)	23.3% (7)	<b>36.7%</b> <b>(11)</b>	<b>36.7%</b> <b>(11)</b>	<b>36.7%</b> <b>(11)</b>	
Wednesday	<b>42.9%</b> <b>(12)</b>	35.7% (10)	32.1% (9)	17.9% (5)	10.7% (3)	25.0% (7)	35.7% (10)	39.3% (11)	<b>42.9%</b> <b>(12)</b>	
Thursday	<b>36.7%</b> <b>(11)</b>	30.0% (9)	33.3% (10)	20.0% (6)	13.3% (4)	30.0% (9)	<b>36.7%</b> <b>(11)</b>	<b>36.7%</b> <b>(11)</b>	30.0% (9)	
	<i>answered question</i>									
	<i>skipped question</i>									



20. Is time or distance an issue for you to attend an event?



		Response Percent	Response Count
Time		14.7%	5
Distance		8.8%	3
<b>Both Time &amp; Distance</b>		<b>61.8%</b>	<b>21</b>
Neither		14.7%	5
	<i>answered question</i>		<b>34</b>
	<i>skipped question</i>		<b>19</b>


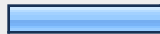
21. Do you get enough information about the IEEE Toronto Section events?			
		Response Percent	Response Count
Yes		88.4%	38
No		11.6%	5
		<i>answered question</i>	43
		<i>skipped question</i>	10




22. Would you like to get reminder about the events one day earlier?			
		Response Percent	Response Count
Yes		74.4%	32
No		25.6%	11
		<i>answered question</i>	43
		<i>skipped question</i>	10

23. Are you a member of any other professional engineering association such as PEO?			
		Response Percent	Response Count
Yes		62.8%	27
No		37.2%	16
		<i>answered question</i>	43
		<i>skipped question</i>	10




24. Are you reimbursed for your IEEE membership such as from your place work,a research grant etc.			
		Response Percent	Response Count
Yes		32.6%	14
No		67.4%	29
<i>answered question</i>			43
<i>skipped question</i>			10

25. When you renewed your membership were you aware of the value added membership benefits?			
		Response Percent	Response Count
Yes		65.1%	28
No		34.9%	15
<i>answered question</i>			43
<i>skipped question</i>			10

26. When you renewed your membership did you feel that investing in the membership is a valuable investment?			
		Response Percent	Response Count
Yes		76.7%	33
No		23.3%	10
<i>answered question</i>			43
<i>skipped question</i>			10

27. Your Interest in the IEEE, its publications, conferences and societies is			
		Response Percent	Response Count
Academic Research		12.5%	5
<b>As a source of Information for Industrial and Practical Application of Academic Research</b>		<b>52.5%</b>	<b>21</b>
Both of the Above		35.0%	14
		<i>answered question</i>	<b>40</b>
		<i>skipped question</i>	<b>13</b>

28. What is the impact of IEEE membership on your professional development?			
		Response Percent	Response Count
<b>Positive impact</b>		<b>79.1%</b>	<b>34</b>
No impact		20.9%	9
		<i>answered question</i>	<b>43</b>
		<i>skipped question</i>	<b>10</b>

29. Overall how do you think the IEEE Toronto Section has served you?			
		Response Percent	Response Count
Poorly		14.6%	6
<b>Satisfactorily</b>		<b>58.5%</b>	<b>24</b>
Good		26.8%	11
		<i>answered question</i>	<b>41</b>
		<i>skipped question</i>	<b>12</b>

30. In order to better serve you please let us know how we can make the IEEE a better value proposition for you?

		Response Count
		18
	<i>answered question</i>	18
	<i>skipped question</i>	35